


VIRGIN MONEY UK

Full Year 2021 Trading Update
Fixed Income Presentation



Basis of preparation

BASIS OF PRESENTATION

This investor presentation constitutes a trading update for Virgin Money UK PLC for the year ended 30 September 2021 and is unaudited. This investor presentation is not, nor is it intended to be, a preliminary statement of annual results. Due to the results presented in this presentation being unaudited and not having been agreed with the Company's auditors as would be required for a preliminary statement of annual results, further adjustment could arise from the finalisation of the audit which would be reflected in the audited financial statements when published, however Virgin Money UK PLC confirms that it is not aware of, nor has the company been notified of, any matter which may result in the need to make a change to the information in this update in connection with finalising the audit. This investor presentation relates to the trading update of the same date. The audited financial statements will be included in the Group's Annual Report and Accounts which is expected to be published on 24 November 2021.

This investor presentation provides an update on the Group's acceleration of its Digital First strategy, following the conclusion of its digital strategy review which was announced at the time of its H1 results.

Virgin Money UK PLC ('Virgin Money', 'VMUK' or 'the Company'), together with its subsidiary undertakings (which together comprise 'the Group'), operate under the Clydesdale Bank, Yorkshire Bank, and Virgin Money brands.

The information in this investor presentation is unaudited and does not constitute statutory accounts within the meaning of Section 434 of the Companies Act 2006 (the "Act"). Statutory accounts for the year ended 30 September 2020 have been delivered to the Registrar of Companies and contained an unqualified audit report under Section 495 of the Act, which did not draw attention to any matters by way of emphasis and did not contain any statements under Section 498 of the Act.

- 04 Financial Results
- 10 Capital, Funding & Liquidity
- Q&A





Financial Results

Richard Smith

Head of Investor Relations

The figures, commentary and comparisons set out in this presentation are based on the anticipated FY21 results as set out in the announcement of 4 November 2021, which are unaudited and have yet to be agreed with Virgin Money's auditors and so could be subject to change.





Strong expected financial performance in FY21

Balance sheet mix

- NIM of 1.62% for FY21 vs 1.56% for FY20; exit rate of 1.70% for Q4
- Relationship deposits +19% YoY; FY21 cost of deposits reduced 37bps vs FY20
- Stable lending balances with significantly above-market growth in credit cards

Efficiency

- FY 21 costs down 2% to £902m
- Integration & Transformation substantially completed
- Accelerating digital to drive productivity and growth

Asset quality

- Improving economic forecasts led to £217m writeback of provisions across H2
- Asset quality remains resilient but strong provision coverage maintained at 70bps
- ECL release of £131m; (18)bps cost of risk for FY21

Balance sheet strength

- Capital remains robust: CET1 ratio improved to 14.9%¹
- Strong TNAV progression; improved 46p to 290p during FY21
- Board intends to recommend dividend of 1p per share²

Statutory ROTE

10.2%

Underlying profit before tax

£801m

Statutory profit before tax

£417m

Robust CET1 ratio¹

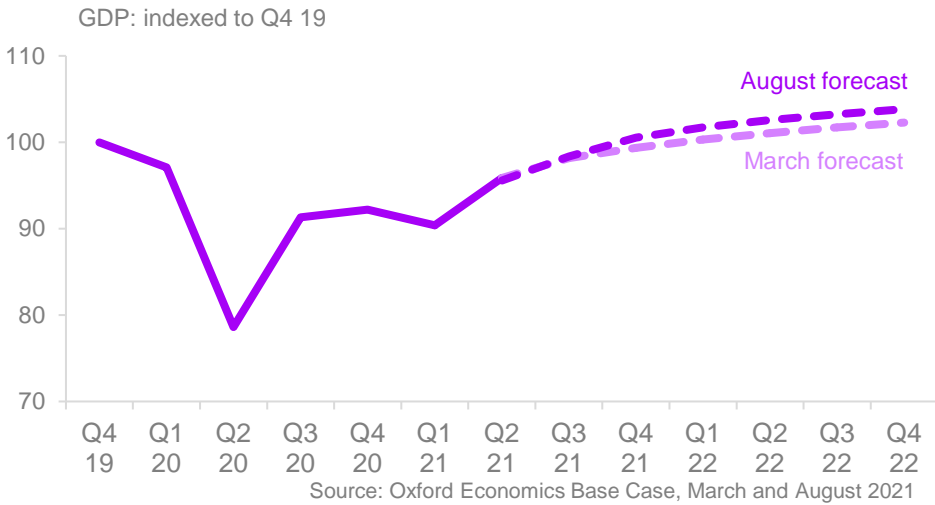
14.9%



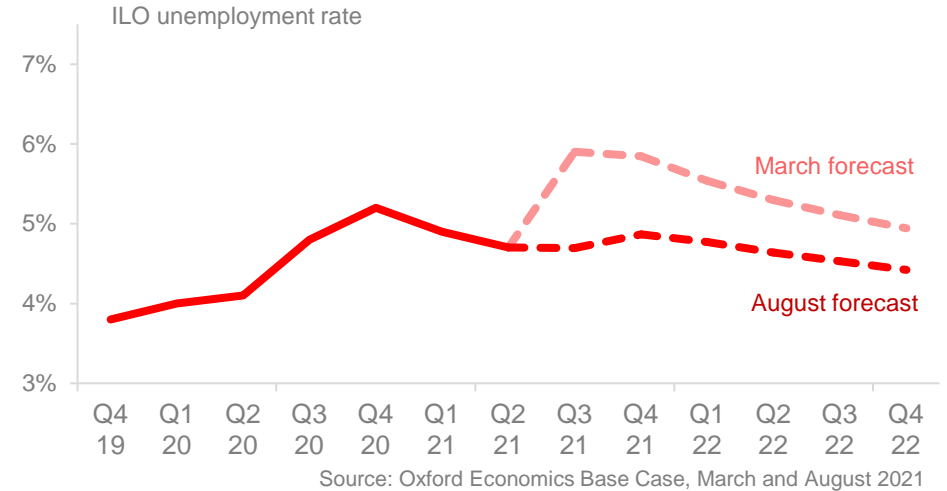
Higher rate outlook and supportive macroeconomic backdrop


Gathering
pace of
recovery

GDP: stronger than anticipated rebound



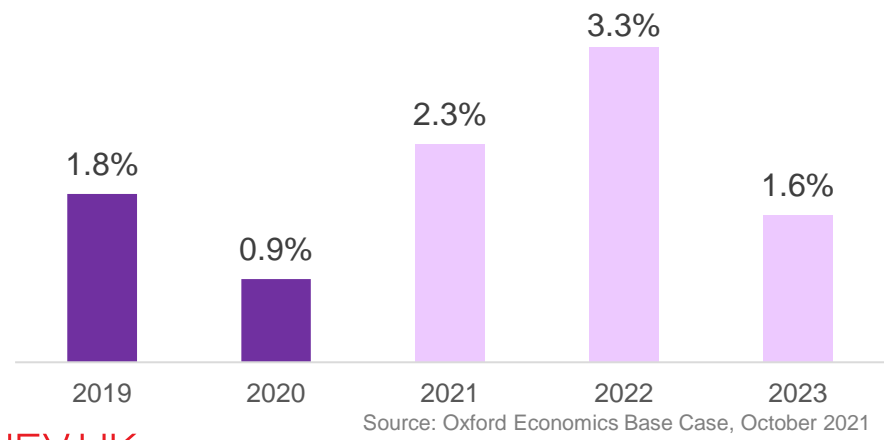
Unemployment: lower than initially feared



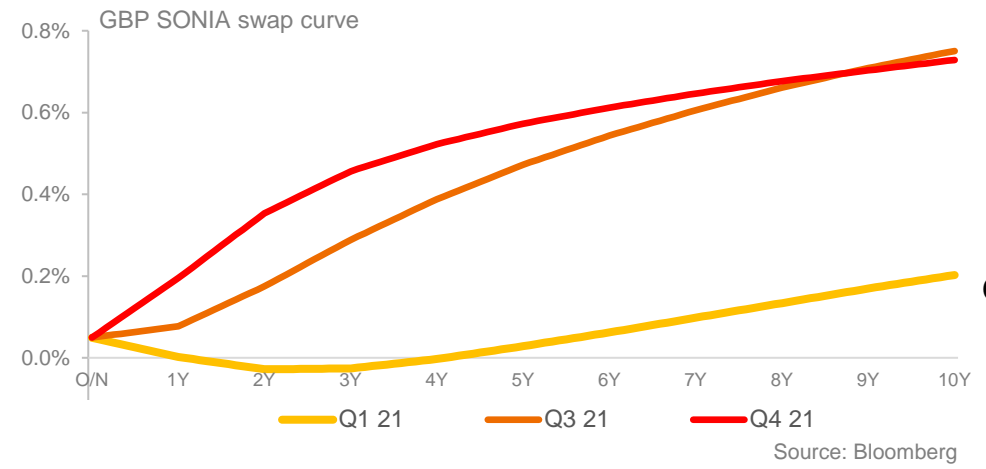

Stronger
labour
demand


Temporary
inflationary
pressure

CPI: inflation to peak in 2022



Rates: significant yield curve steepening during this year

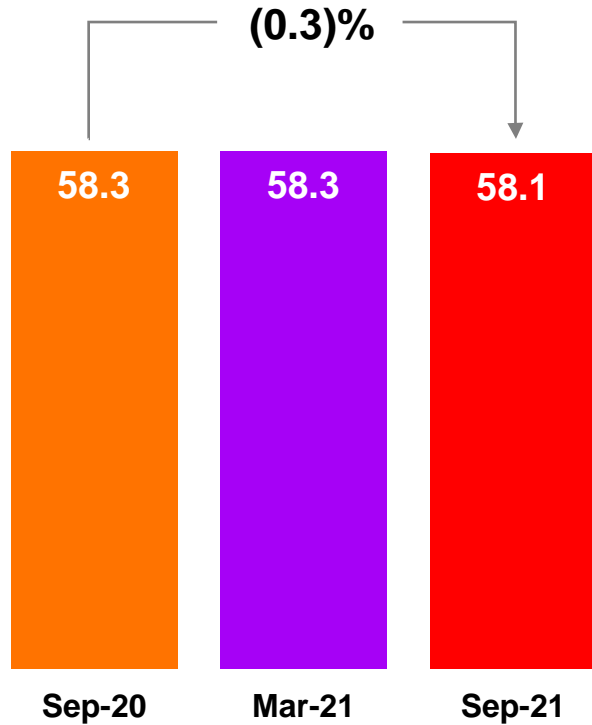



Improving
UK rate
environment



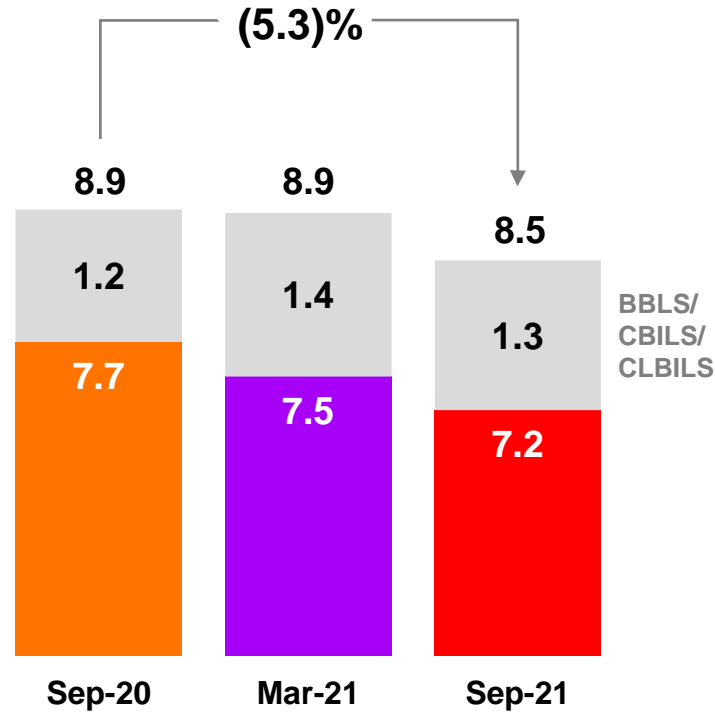
Overall lending stable in FY21 with pick up in Personal

Mortgages £58.1bn



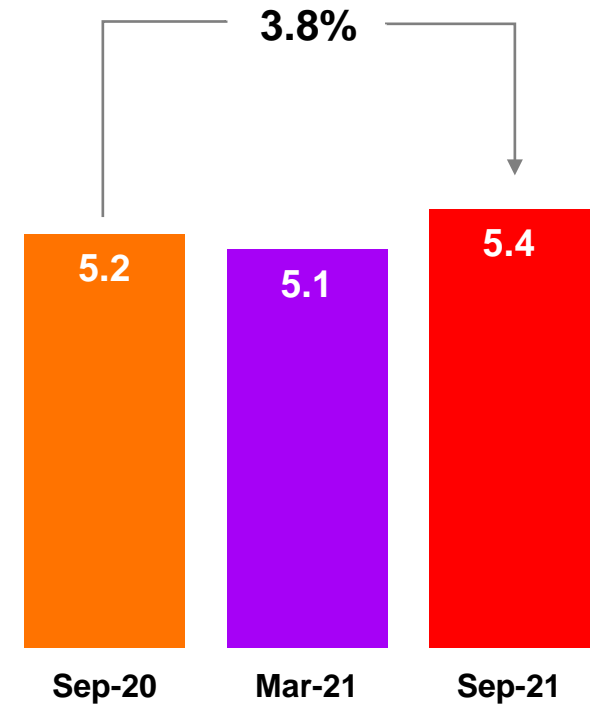
Continue to be selective in pricing focusing on margin over volumes

Business £8.5bn



Lower demand reflecting pull-forward effect of government schemes

Personal £5.4bn

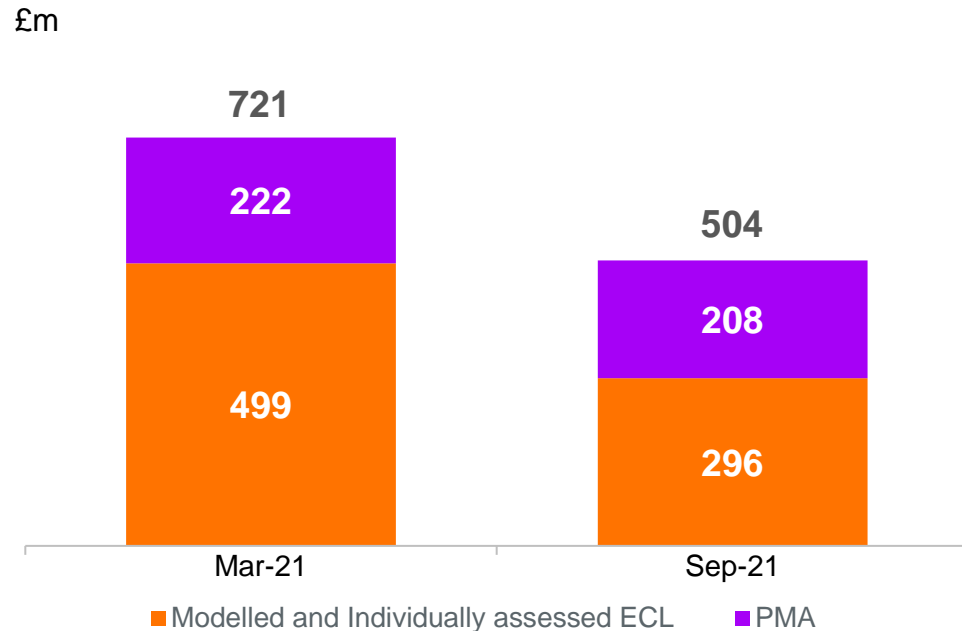


Resilience and growth in high quality Virgin Money credit card portfolio



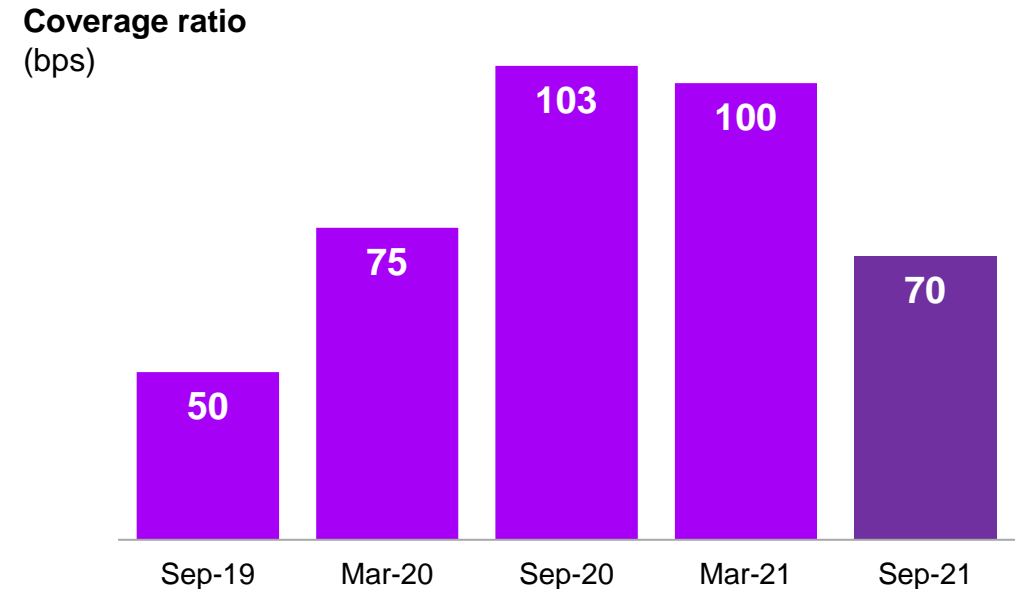
Improved macro-economics reflected in provision coverage

Improved forecasts drive lower modelled ECLs and PMAs



- Improved macro-economic forecasts drive a c.£200m reduction in modelled ECL
- Retaining over £200m of PMAs to allow for additional prudence as government support is removed
- Expect remaining PMAs to be unwound over time

Prudent provision coverage maintained



- Robust coverage maintained, remain above pre-pandemic levels
- Cost of risk in FY21 reflects continued strong credit performance; asset quality across all portfolios remains robust
- Expect cost of risk to increase in FY22 towards through the cycle level



Medium-term outlook confirmed

FY22 outlook

NIM	FY22 NIM expected to be c.170bps
Costs	Underlying costs expected to be broadly stable in FY22
Cost of risk	Expect cost of risk to rise towards through the cycle range
Restructuring costs	Expect c.£275m across FY22-FY24, with around half in FY22
Dividend	SST outcome and impairment outlook key inputs to capital framework and dividend policy

Medium-term outlook


RoTE	Expect to deliver a statutory double digit return in FY24
Growth	Above market growth in Business & Unsecured; maintain mortgage share
Income	Mix-driven NIM expansion; OOI to rise as proportion of income
Gross savings	Gross cost savings of c.£175m by FY24; c.50% to be reinvested, including offsetting inflation
Costs	Cost: Income ratio to be <50%

Capital, Funding & Liquidity

Justin Fox

Group Treasurer

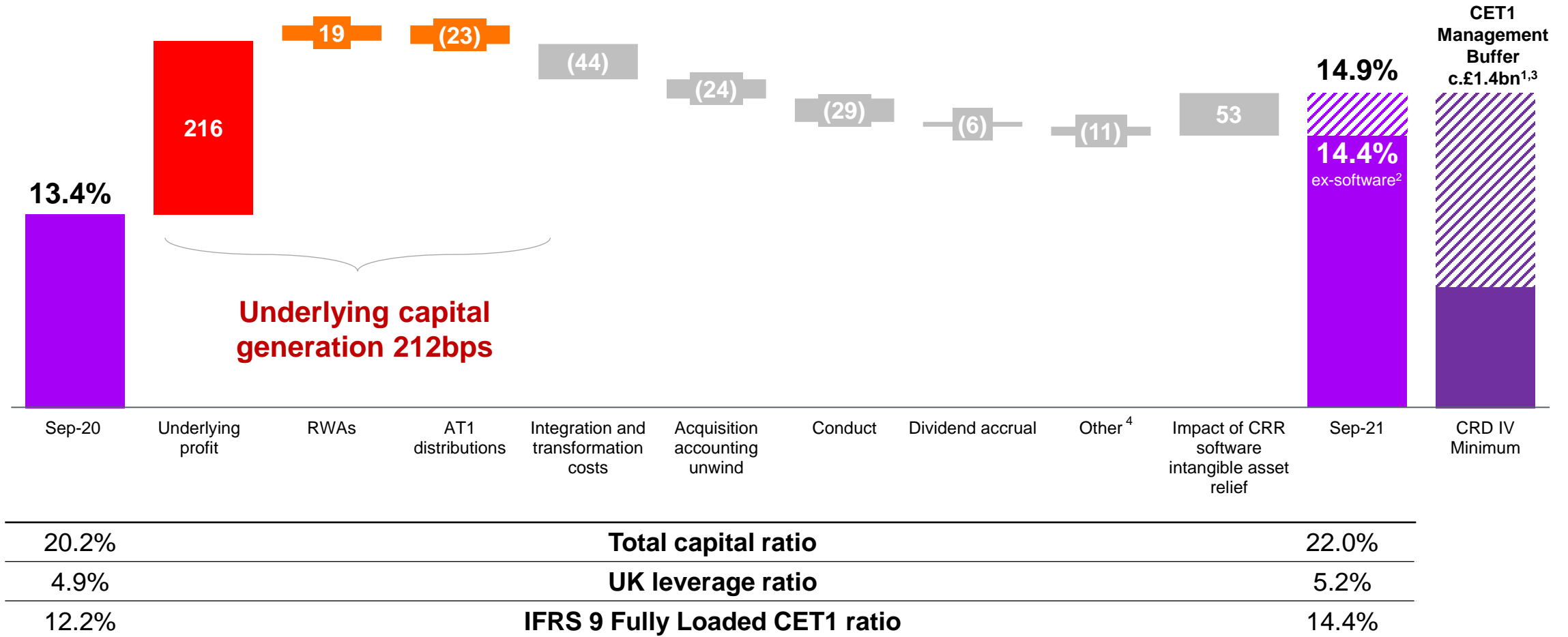
The figures, commentary and comparisons set out in this presentation are based on the anticipated FY21 results as set out in the announcement of 4 November 2021, which are unaudited and have yet to be agreed with Virgin Money's auditors and so could be subject to change.





Improved capital generation

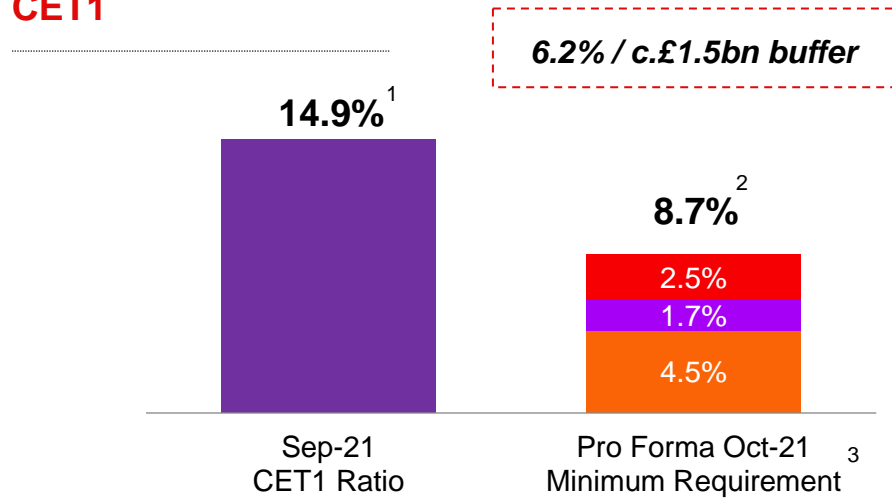
CET1 ratio evolution (bps)



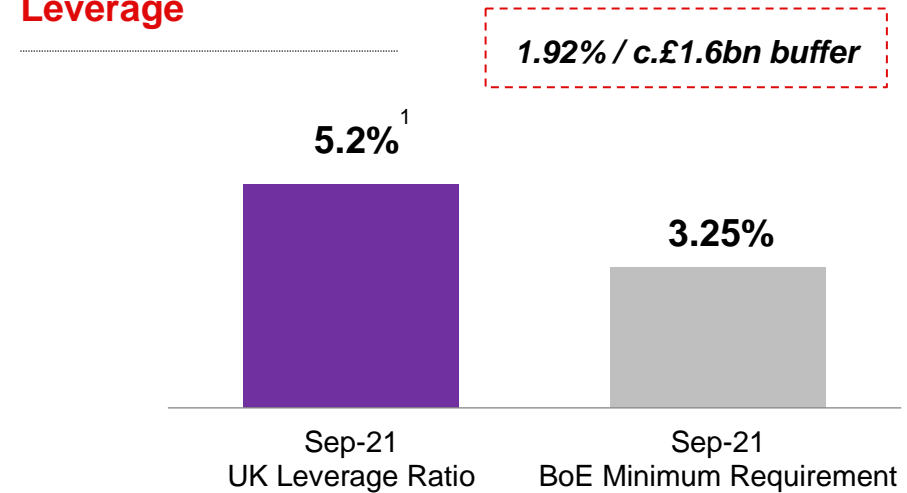


Strong capital with significant buffers above regulatory minima

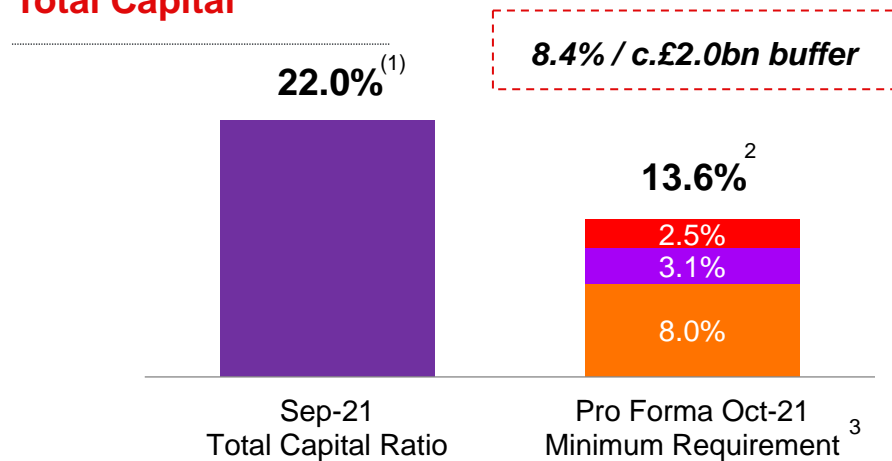
CET1



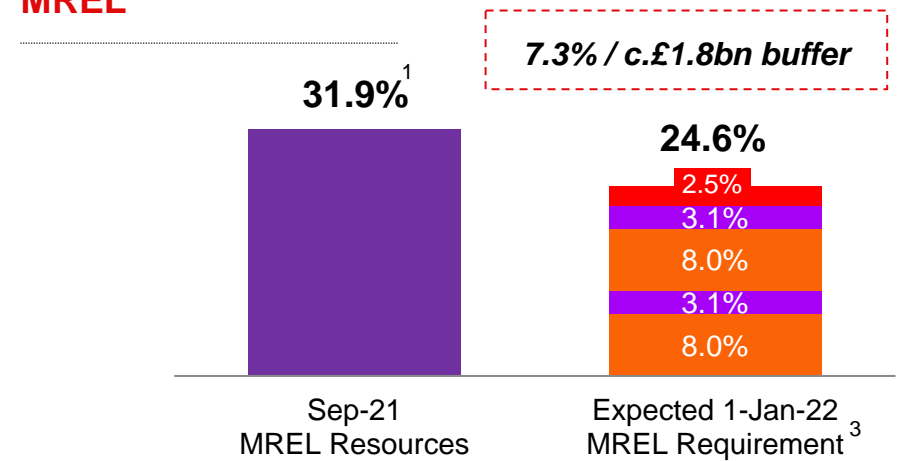
Leverage



Total Capital




MREL



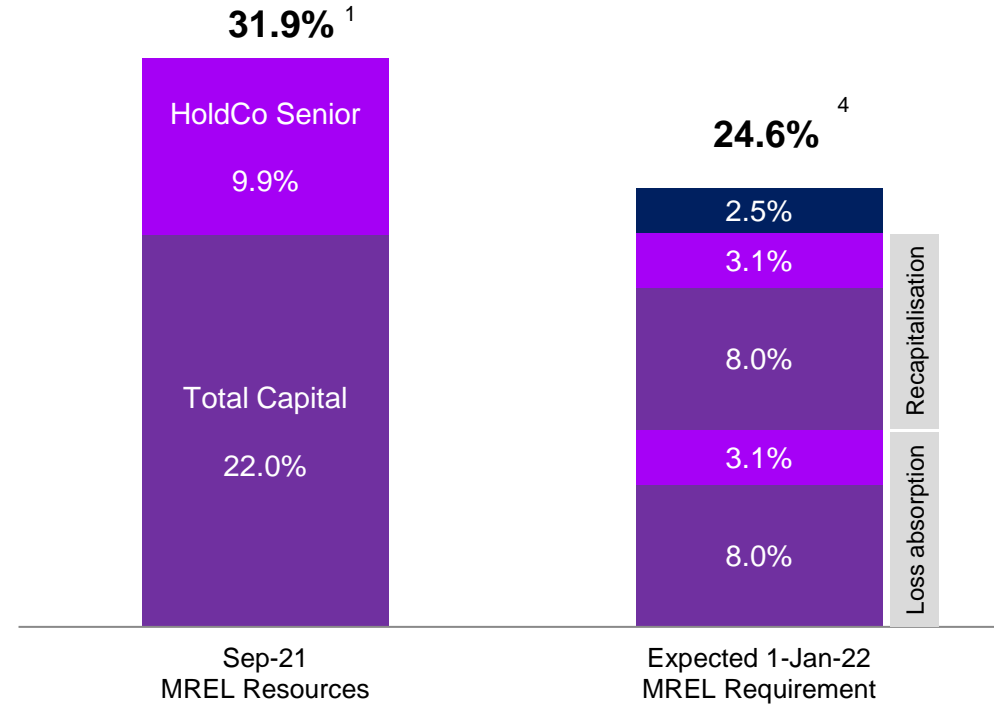


Well established capital stack

Capital stack breakdown



MREL in excess of expected end-state requirement



- During FY21 we took the opportunity to optimise our capital stack, reducing AT1 and increasing Tier 2
- Intend to manage AT1/Tier 2 buffers in an efficient manner while maintaining headroom above regulatory optimum levels
- No incremental capital issuance required given healthy Total Capital ratio – 2022 issuance will be broadly limited to refinancing
- No HoldCo Senior issuance anticipated given current MREL ratio is comfortably in excess of end-state requirements

¹ IFRS 9 transitional basis ² CRD IV Total Capital Minimum Requirement ³ The Group is required to meet its Pillar 1 and Pillar 2A capital requirements with at least 56.25% CET1 capital, no more than 43.75% AT1 capital and no more than 25% Tier 2 capital. From an optimal perspective, the Group would therefore meet its Pillar 1 and Pillar 2A requirements with 56.25% CET1, 18.75% of AT1 and 25.00% Tier 2. "Optimal AT1" is therefore defined as (Pillar 1+Pillar 2A)*18.75% and "Optimal Tier 2" is defined as (Pillar 1+Pillar 2A)*25.00% ⁴ The PRA has advised the Group it will be subject to a Pillar 2A Total Capital requirement equivalent to 3.1% from 4th October (based on Sept-21 RWAs) and Oct-21 CRD IV capital buffers

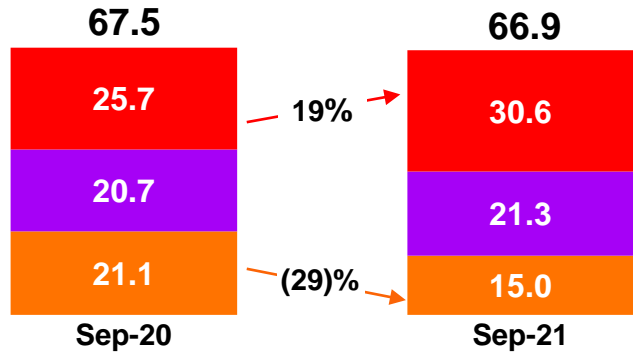


Strong funding position; delivered mix improvement

Growth in relationship deposits, reduction in wholesale funding

Customer deposit balances

£bn

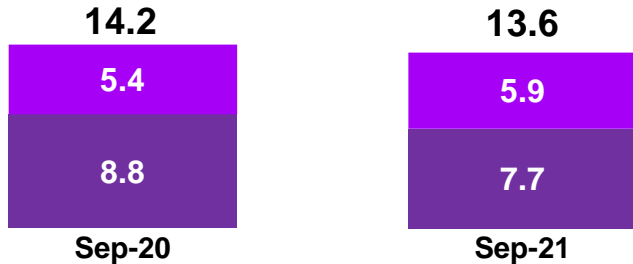


■ Term deposits ■ Non-linked savings ■ Relationship deposits

Cost (bps)	90	53
------------	----	----

Wholesale funding balances

£bn



■ Debt securities ■ TFS/TFSME

Cost (bps)	142	130
------------	-----	-----

Secured issuance expected to normalise through 2022

- Reduction in cost of both customer deposits and wholesale funding benefitting NIM
- Incremental cost of customer deposits vs wholesale finely balanced
- As at the Scheme closure on 31 October 2021, the Group had drawn £7.2bn of TFSME allowance, at the same time repaying all TFS drawings
- Secured issuance expected to normalise through 2022 post closure of TFSME - £2-3bn of issuance anticipated, subject to deposit flows and relative cost

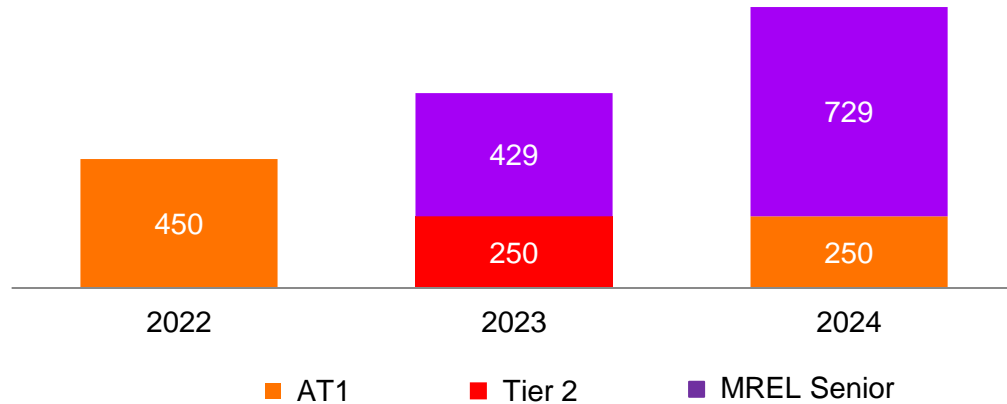
Funding & Liquidity Metrics

LCR	Loan-to-deposit ratio	FY21 increase in Relationship Deposits of
151%	108%	19%



Repricing wholesale funding liabilities; further opportunities ahead

Upcoming unsecured redemptions (2022-2024)¹





	Security	First Call Date	Issue Coupon / Spread	Current Yield / Spread ²	Differential (bps)
AT1	£450m AT1	08/12/2022	8.000%	3.528% ³	(447)
	£250m AT1	08/06/2024	9.250%	3.926% ³	(532)
T2	£250m Tier 2	14/12/2023	7.875%	2.085% ³	(579)
MREL	€500m Senior	27/05/2023	MS+85 bps	MS+33 bps	(52)
	£300m Senior	22/06/2024	G+250 bps	G+115 bps	(135)
	€500m Senior	24/06/2024	MS+325 bps	MS+55 bps	(270)

...achieving significantly tighter pricing than prior issues

- In May 2021, the Group successfully issued €500m of MREL senior debt and £300m of Tier 2, achieving significantly tighter pricing than prior issues
- Following the Tier 2 issuance, announced the redemption of £230m 8.75% AT1
- £700m of AT1, £250m of Tier 2 and c.£1,158m equiv. of MREL Senior approaching first call date over 2022-2024
- As of today, market pricing for VMUK has improved across AT1, Tier 2 and MREL Senior since issue, with current secondary market trading levels materially tighter
- This presents an opportunity to further reduce the cost of the Group's wholesale funding over time, benefiting NIM and CET1

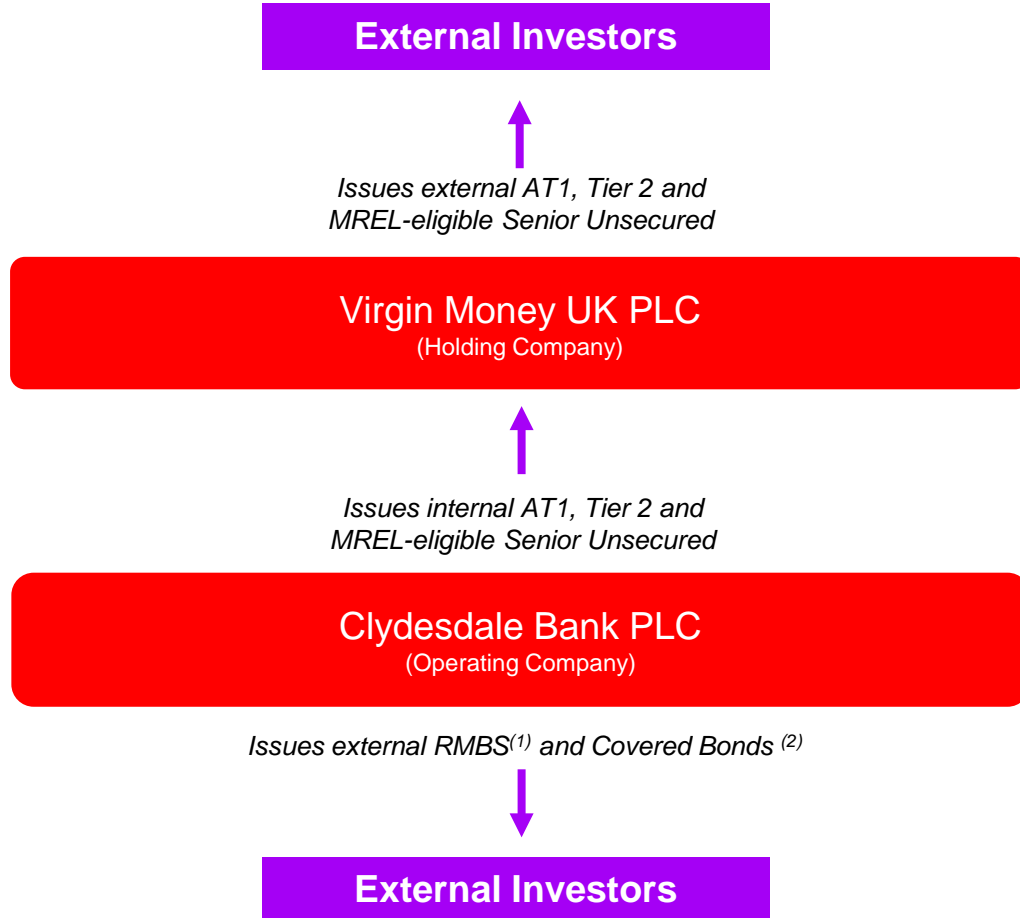
Successful issuance and capital optimisation in 2021...

 £300m 10.25NC-5.25 Tier 2 (priced at G+225 bps / 2.625% coupon) - subsequent call of £230m AT1 (8.75% coupon)

 €500m 3NC-2 MREL Senior (priced at MS+85 bps)
Virgin Money UK's second EUR MREL Senior issuance



Issuing entity structure

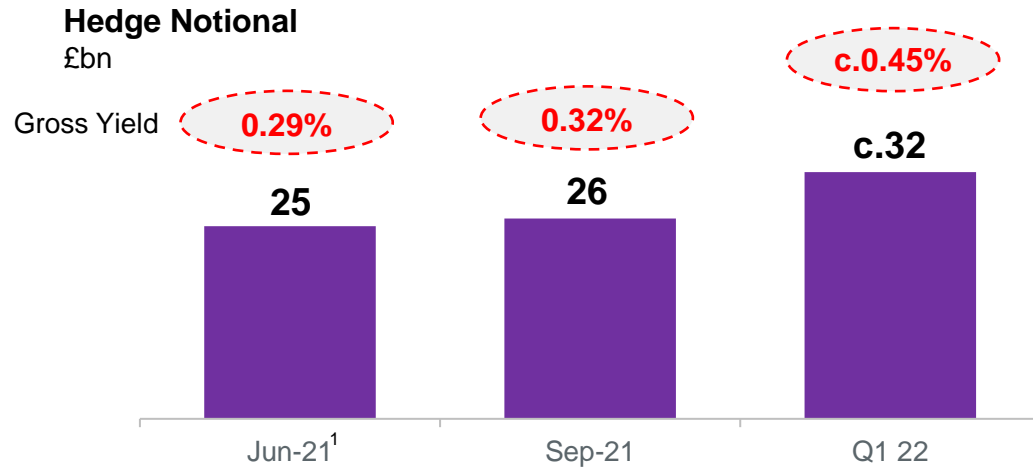


- The Group has a simple, vertical structure, comprising its holding company and resolution entity, Virgin Money UK PLC, and main operating subsidiary and ring-fenced bank, Clydesdale Bank PLC
- All external regulatory capital and MREL issued by Virgin Money UK PLC
 - Virgin Money UK PLC does not have any legacy capital securities
- All external regulatory capital and MREL instruments are downstreamed internally to Clydesdale Bank PLC via back-to-back issuance
- All secured issuance is via Clydesdale Bank PLC; programmes rationalised over the course of 2022:
 - Future issuance will be from the Regulated Covered Bond Programme or Lanark Master Issuer

Expanding our structural hedge

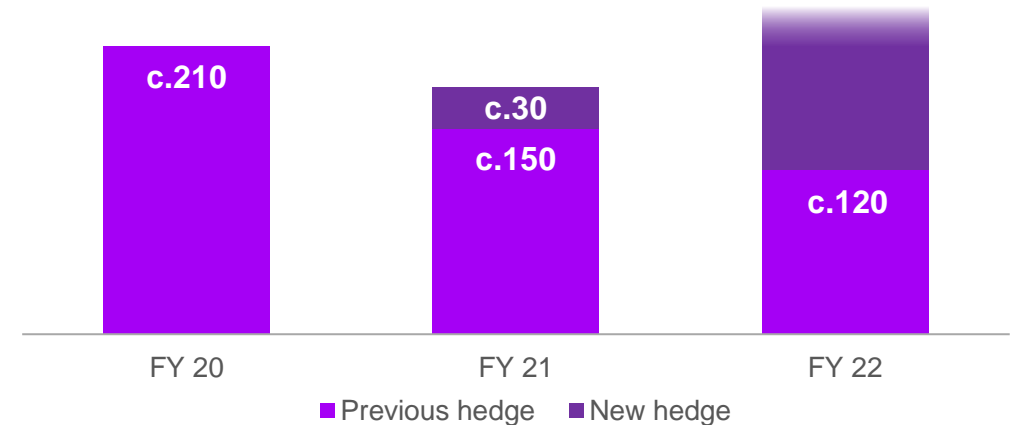


Increased size of the structural hedge



Further increase in hedge capacity driving NII

Gross interest income contributions²
£m



Proforma 1yr rate sensitivity to parallel shift, on larger hedge:

NII impact	Sensitivity + 25 bps	Sensitivity - 25 bps
Sep-21 actual	c.£30m	c.£(25)m
Pro-forma for Q1 22 hedge increase	c.£20m	c.£(10)m

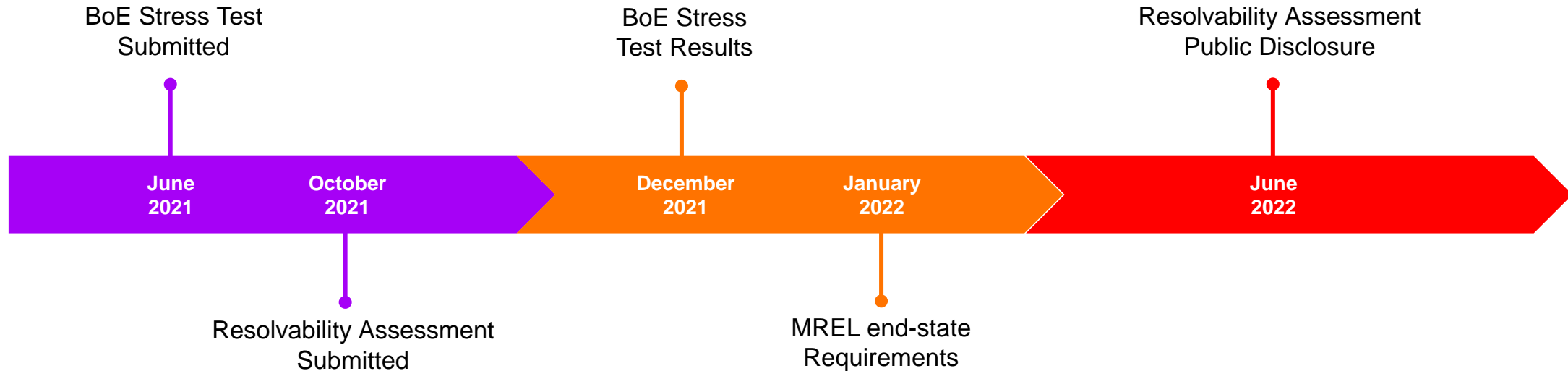
- Lower sensitivity post hedge increase reflects additional value locked in and lower exposure to quantum and timing of BBR changes

Further expansion – implemented during Q1 22

- Hedge increased by c.£6bn to c.£32bn following methodology review in H2 of rate sensitive balances and behavioural life of deposits
- Hedge benefits from rolling maturing balances at more elevated swap rates
- Expect gross contribution to be higher in FY22 vs. FY21



A year of regulatory deliverables



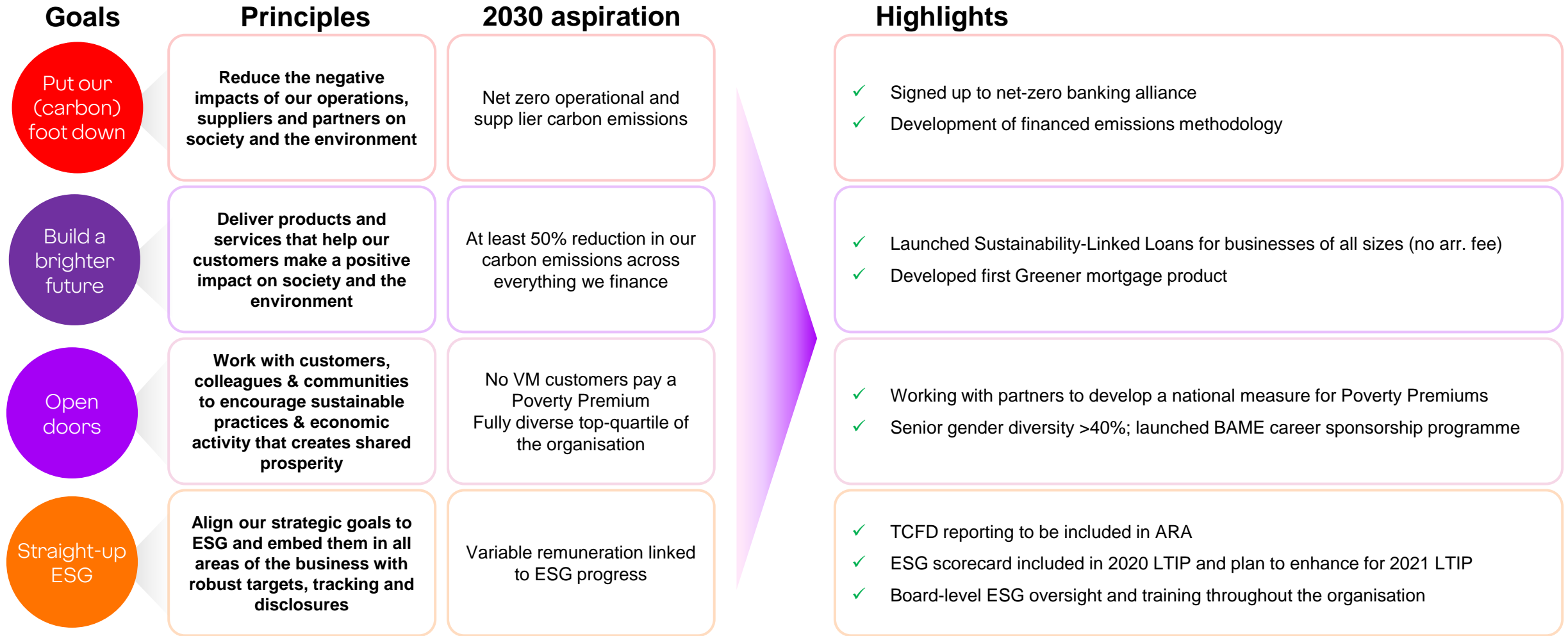
- Following completion of the FSMA Part VII process in October 2019, the Group became a Tier 1 firm for regulatory purposes
- As such, it is subject to enhanced governance and oversight requirements, identical to that of larger UK systemic institutions
- These are expected to demonstrate the Group's strength and resilience to stress and provide confidence to investors



Credit & ESG Ratings

		Virgin Money UK PLC	Clydesdale Bank PLC	Commentary
CREDIT	Moody's	<i>Long-term</i> <i>Short-term</i> Baa2 Stable P-2	Baa1 ¹ Stable P-2	All the Group's ratings now back on Stable outlook having navigated the pandemic with no rating downgrades
	Standard & Poor's	<i>Long-term</i> <i>Short-term</i> BBB- Stable A-3	A- Stable A-2	In January 2021, Standard & Poor's upgraded the long-term rating of Clydesdale Bank PLC by one notch to A-. The upgrade reflects the Group's improved additional loss-absorbing capacity following Virgin Money UK PLC's MREL issuance.
	Fitch	<i>Long-term</i> <i>Short-term</i> BBB+ Stable F2	A- Stable F2	In July 2021, Moody's upgraded Virgin Money UK PLC's long-term rating to Baa2 from Baa3 following revisions to their Advanced Loss Given Failure framework.
ESG		FY21	FY20	
	Sustainalytics	25.7	27.5	Continued improvement in ESG ratings over the period evidenced by upgrades in all major ratings over the period.
	MSCI	A	BBB	
	Vigeo-Eris (V.E)	49/100	42/100	

Progress made in supporting a more sustainable future





Virgin Money Fixed Income Investment Proposition

Key points

- Defensive lending portfolio, 81% UK secured mortgages
- Robust asset quality across portfolios
- Conservative economic scenarios and weightings
- Strong capital base, well positioned for end-state MREL requirements, high levels of liquidity
- Significant progress on ESG journey, ESG ratings improving

Currently trade wide of peers in debt markets, although differential reducing

Asset Quality

(18)bps
Cost of Risk

£504m
Total Credit Provisions

70bps
Coverage Ratio

Capital & Leverage ¹

14.9%
CET1 Ratio

22.0%
Total Capital Ratio

31.9%
MREL Ratio

5.2%
UK Leverage Ratio

Liquidity & Funding

151%
Liquidity Coverage Ratio

108%
Loan to Deposit Ratio

19%
Increase in Relationship Deposits in FY21

Sustainable Impact

A
MSCI

25.7
Sustainalytics

49/100
V.E

2030
aspiration for net zero operational and supplier carbon emissions

Q&A



Money on
your mind?

Talk to one of our 300-strong
Red Team, whether you bank
with us or not.

Search Virgin Money Red Team

The Virgin Money logo, featuring the word 'Virgin' in a script font inside a red circle, followed by the word 'MONEY' in a bold, red, sans-serif font.

Debt Investor Relations Contacts

Richard Smith

Head of Investor Relations

Virgin Money UK PLC

m: +44 7483 399 303

e: richard.smith@virginmoneyukplc.com

Matthew Harrison

Head of Debt & Capital Markets

Virgin Money UK PLC

m: +44 7894 937 900

e: matthew.Harrison@cybg.com

Justin Fox

Group Treasurer

Virgin Money UK PLC

m: +44 7392 833 388

e: justin.fox@virginmoneyukplc.com

Gareth McCrorie

Manager, Investor Relations

Virgin Money UK PLC

m: +44 7483 918 836

e: gareth.mccrorie@virginmoneyukplc.com

<http://www.virginmoneyukplc.com/investor-relations/debt-investors/>

Disclaimer

Forward looking statements

The information in this document may include forward looking statements, which are based on assumptions, expectations, valuations, targets, estimates, forecasts and projections about future events. These can be identified by the use of words such as 'expects', 'aims', 'targets', 'seeks', 'anticipates', 'plans', 'intends', 'prospects', 'outlooks', 'projects', 'forecasts' 'believes', 'estimates', 'potential', 'possible', and similar words or phrases. These forward looking statements, as well as those included in any other material discussed at any presentation, are subject to risks, uncertainties and assumptions about the Group and its securities, investments, and the environment in which it operates, including, among other things, the development of its business and strategy, any acquisitions, combinations, disposals or other corporate activity undertaken by the Group (including but not limited to the integration of the business of Virgin Money Holdings (UK) plc and its subsidiaries into the Group), trends in its operating industry, changes to customer behaviours and covenant, macroeconomic and/or geopolitical factors, the repercussions of the outbreak of coronaviruses (including but not limited to the COVID-19 outbreak), changes to its board and/ or employee composition, exposures to terrorist activity, IT system failures, cyber-crime, fraud and pension scheme liabilities, changes to law and/or the policies and practices of the Bank of England, the FCA and/or other regulatory and governmental bodies, inflation, deflation, interest rates, exchange rates, changes in the liquidity, capital, funding and/or asset position and/or credit ratings of the Group, future capital expenditures and acquisitions, the repercussions of the UK's exit from the EU (including any change to the UK's currency and the terms of any trade agreements (or lack thereof) between the UK and the EU), Eurozone instability, and any referendum on Scottish independence.

In light of these risks, uncertainties and assumptions, the events in the forward looking statements may not occur. Forward looking statements involve inherent risks and uncertainties. Other events not taken into account may occur and may significantly affect the analysis of the forward looking statements. No member of the Group or their respective directors, officers, employees, agents, advisers or affiliates gives any assurance that any such projections or estimates will be realised or that actual returns or other results will not be materially lower than those set out in this document and/ or discussed at any presentation. All forward looking statements should be viewed as hypothetical. No representation or warranty is made that any forward looking statement will come to pass. No member of the Group or their respective directors, officers, employees, agents, advisers or affiliates undertakes any obligation to update or revise any such forward looking statement following the publication of this document nor accepts any responsibility, liability or duty of care whatsoever for (whether in contract, tort or otherwise) or makes any representation or warranty, express or implied, as to the truth, fullness, fairness, merchantability, accuracy, sufficiency or completeness of the information in this document or the materials used in and/ or discussed at, any presentation.

Certain industry, market and competitive position data contained in this document and the materials used in and/ or discussed at, any presentation, comes from official or third party sources. There is no guarantee of the accuracy or completeness of such data. While the Group reasonably believes that each of these publications, studies and surveys has been prepared by a reputable source, no member of the Group or their respective directors, officers, employees, agents, advisers or affiliates have independently verified the data. In addition, certain of the industry, market and competitive position data contained in this document and the materials used in and/ or discussed at, any presentation, comes from the Group's own internal research and estimates based on the knowledge and experience of the Group's management in the markets in which the Group operates. While the Group reasonably believes that such research and estimates are reasonable and reliable, they, and their underlying methodology and assumptions, have not been verified by any independent source for accuracy or completeness, and are subject to change. Accordingly, undue reliance should not be placed on any of the industry, market or competitive position data contained in this document and the materials used in and/ or discussed at, any presentation.

The information, statements and opinions contained in this document do not constitute or form part of, and should not be construed as, any public offer under any applicable legislation or an offer to sell or solicitation of any offer to buy any securities or financial instruments or any advice or recommendation with respect to such securities or other financial instruments. The distribution of this document in certain jurisdictions may be restricted by law. Recipients are required by the Group to inform themselves about and to observe any such restrictions. No liability to any person is accepted in relation to the distribution or possession of this document in any jurisdiction. The information, statements and opinions contained in this document and the materials used in and/ or discussed at, any presentation are subject to change.

Certain figures contained in this document, including financial information, may have been subject to rounding adjustments and foreign exchange conversions. Accordingly, in certain instances, the sum or percentage change of the numbers contained in this document may not conform exactly to the total figure given.

VIRGIN MONEY UK

Full Year 2021 Trading Update
Fixed Income Presentation

